

Construction Materials Prices Indicators

Emirate of Dubai 2018

Construction sector is a major factor in the national economy, due to its association and its direct impact on many economic activities, The indicator aims to fulfill the targets and benefits to economic decision and policy makers, business and the authors of the national accounts.

The Center calculates indicators of construction materials prices by monitoring the movement of basic materials prices involved in the process of building the main structure, which includes five sub-groups:

- Cement
- Aggregates & Sand
- Blocks
- Concrete
- Steel

Through monitoring construction materials prices of the major groups during 2018 compared to the same period of 2017, changes observed in the prices of the materials, The following report reviews the movement of indicators during the comparison period of each item.

Cement

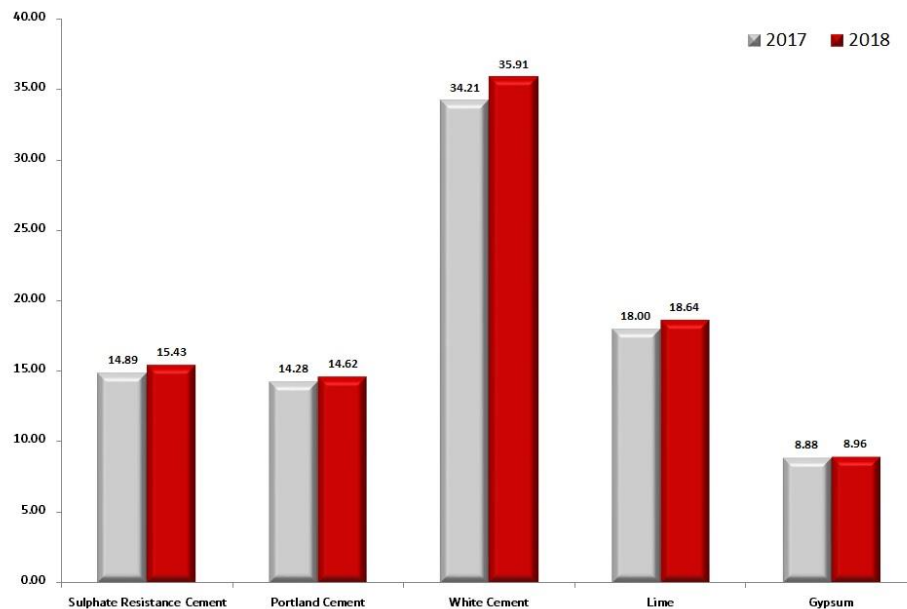
The Indicator of Cement Group recorded an increase in the prices of White Cement by 4.97%, prices of Sulphate Resistance Cement by 3.67%, followed by an increase in the prices of Lime by 3.54%, prices of Portland Cement by 2.34% and prices of Gypsum by 0.92%.

As shown in table and chart (1).

Table 1 | Average prices in Cement Group 2017-2018

	Quantity	2017	2018	% of change
Cement				
Sulphate Resistance Cement	50 KG	14.89	15.43	3.67 ▲
Portland Cement	50 KG	14.28	14.62	2.34 ▲
White Cement	50 KG	34.21	35.91	4.97 ▲
Lime	20 KG	18.00	18.64	3.54 ▲
Gypsum	25 KG	8.88	8.96	0.92 ▲

Chart 1 | Average prices in Cement Group 2017-2018



| Aggregates & Sand

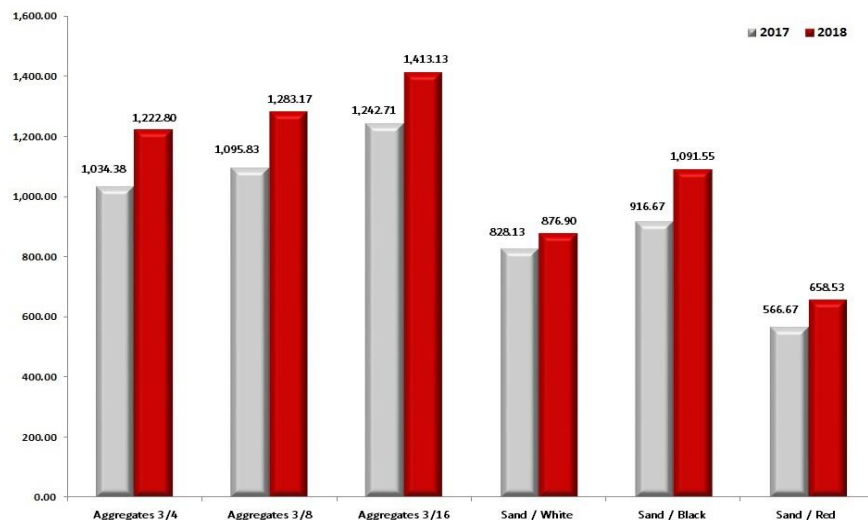
The Indicators in Aggregates & Sand records an increase in all of the materials in the group. An increase of 19.08% in the prices of Black Sand, followed by an increase in the prices of Aggregates sized 3/4 by 18.22%, Aggregates sized 3/8 by 17.10%. prices of Red Sand by 16.21%, prices of Aggregates sized 3/16 by 13.71% and prices of White Sand by 5.89%.

As shown in table and chart (2).

Table 2 | Average prices in Aggregates & Sand Group 2017-2018

	Quantity	2017	2018	% of change	
Sand & Aggregates					
Aggregates 3/4	m3	1,034.38	1,222.80	18.22	▲
Aggregates 3/8	m3	1,095.83	1,283.17	17.10	▲
Aggregates 3/16	m3	1,242.71	1,413.13	13.71	▲
Sand / White	m3	828.13	876.90	5.89	▲
Sand / Black	m3	916.67	1,091.55	19.08	▲
Sand / Red	m3	566.67	658.53	16.21	▲

Chart 2 | Average prices in Aggregates & Sand Group 2017-2018



| Blocks

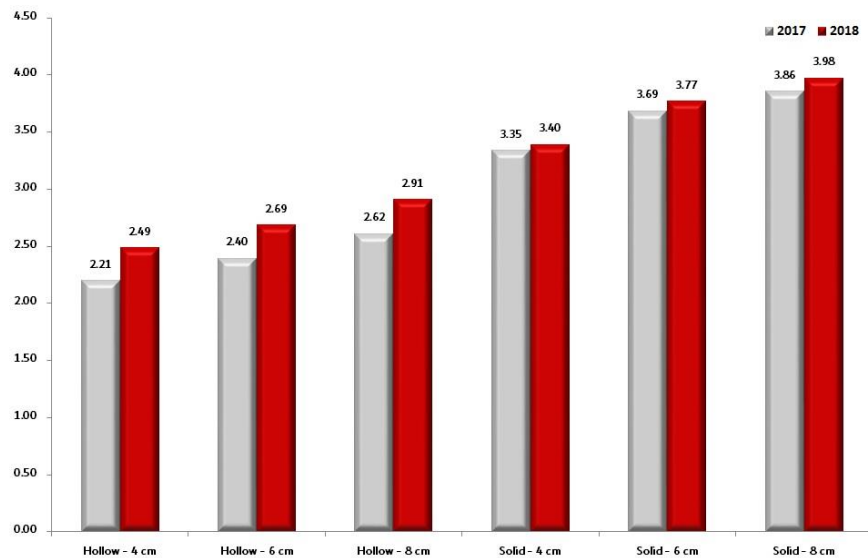
The prices increased in all of the materials in the Blocks Group, prices of Hollow blocks 4 cm increased by 12.96%, Hollow blocks 6 cm by 12.13%, Hollow blocks 8 cm by 11.32%, Solid blocks 8 cm by 3.03%, the prices of Solid blocks 6 cm increased by 2.25% and Solid blocks 4 cm by 1.52%.

As shown in table and chart (3).

Table 3 | Average prices in Blocks Group 2017-2018

	Quantity	2017	2018	% of change	
Blocks					
Hollow / 4 cm	Piece	2.21	2.49	12.96	▲
Hollow / 6 cm	Piece	2.40	2.69	12.13	▲
Hollow / 8 cm	Piece	2.62	2.91	11.32	▲
Solid / 4 cm	Piece	3.35	3.40	1.52	▲
Solid / 6 cm	Piece	3.69	3.77	2.25	▲
Solid / 8 cm	Piece	3.86	3.98	3.03	▲

Chart 3 | Average prices in Blocks Group 2017-2018



| Concrete

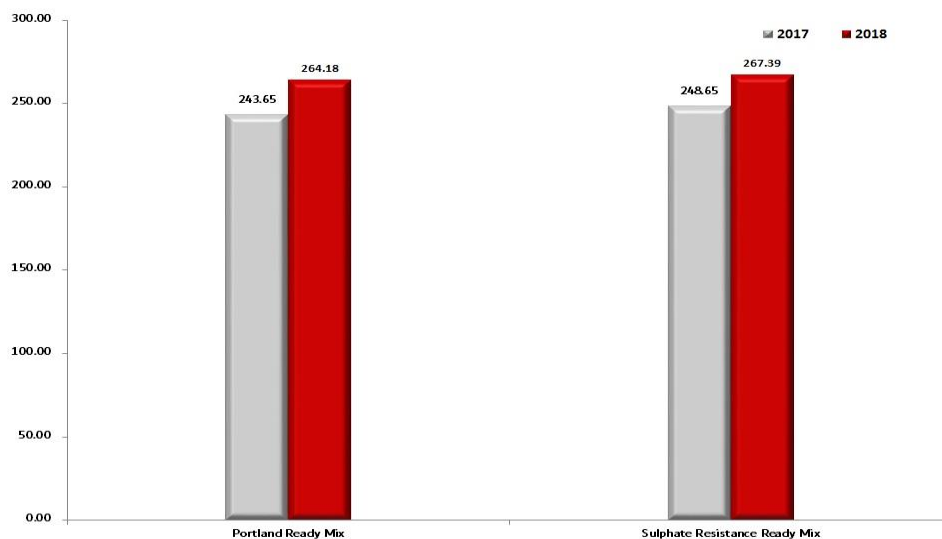
The indicators records an increase in the prices of Concrete Group, as the prices of Portland Ready Mix increased by 8.43% and prices of Sulphate Resistance Ready Mix increased by 7.54%.

As shown in table and chart (4).

Table 4 | Average prices in Concrete Group 2017-2018

	Quantity	2017	2018	% of change	
Concrete					
Portland Ready Mix	m3	243.65	264.18	8.43	▲
Sulphate Resistance Ready Mix	m3	248.65	267.39	7.54	▲

Chart 4 | Average prices in Concrete Group 2017-2018



| Steel

Through monitoring the prices in Steel Group, it has been observed an increase in the prices of B.R.C. Mesh (8 mm) by 21.50%, followed by the prices of Steel Bars (6-8 mm) increased by 19.30%, B.R.C. Mesh (6 mm) increased by 18.87%, prices of Steel Bars (6-8 mm) increased by 18.61%, and B.R.C. Mesh (7 mm) by 18.59%,

As shown in table and chart (5).

Table 5 | Average prices in Steel Group 2017-2018

	Quantity	2017	2018	% of	
Steel					
Steel Bars (6-8 mm)	Ton	2,118.67	2,527.48	19.30	▲
Steel Bars (10-25 mm)	Ton	2,081.90	2,469.36	18.61	▲
B.R.C. Mesh (6 mm)	Sheet	59.70	70.96	18.87	▲
B.R.C. Mesh (7 mm)	Sheet	81.67	96.85	18.59	▲
B.R.C. Mesh (8 mm)	Sheet	100.46	122.06	21.50	▲

Chart 5 | Average prices in Steel Group 2017-2018

